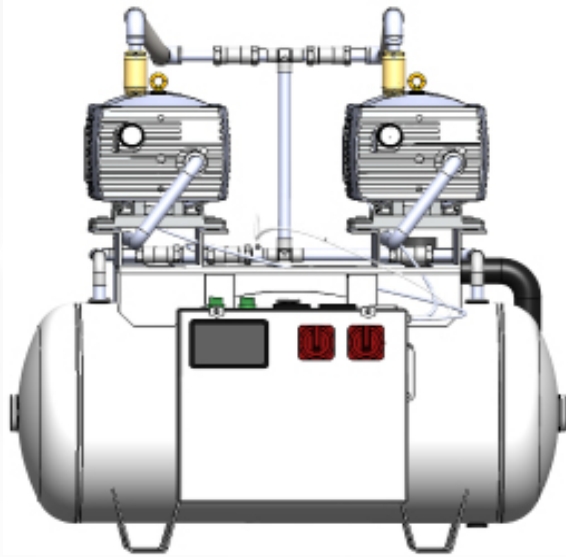


2SUR 4.40 Surgical Vacuum

Base
VAC

Industry-Leading Suction | 100% Oil & Water Free | Modular & Upgradeable
2800042 (Category 3), 2800047 (Category 2), 2800050 (Category 1)



Category 1 System

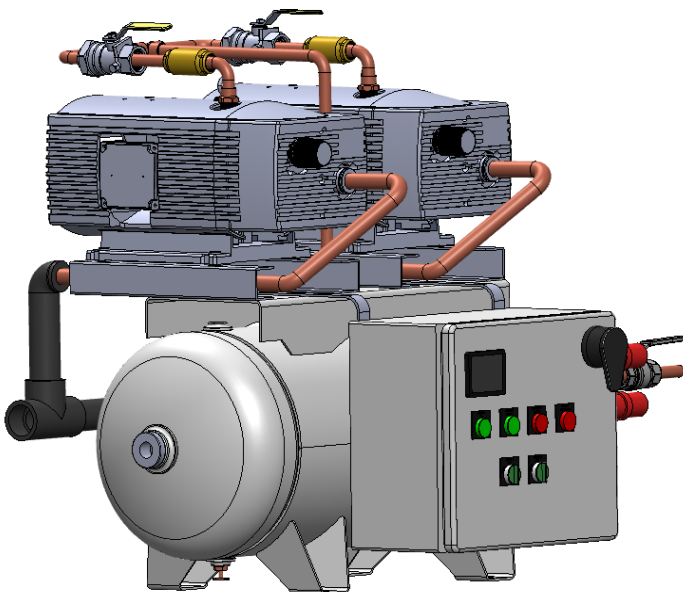
Max Users (HVE)	10-16
Horsepower (Hp)	4 Hp
Suction Power (Hg)	18-25" Hg
Max SCFM @ 15" Hg	44 CFM
Max SCFM @ 19" Hg	32 CFM
Amps	21 A
Volts (Min / Max)	230V, 1-Phase
Sound (dB)	72 dB
Minimum Vacuum Line Diameter (Inches)	1/2"
Advised Vacuum Line Diameter (Inches)	1"
Warranty	2 Years Unlimited Hours
Breaker Rating	20 Amps
Wire Size	10 AWG
BTU per Hour	10000
Maximum Room Temperature	50°F - 104°F (10°C- 40°C)

Surgical Packages Include:

- Surgical vacuum pumps
- ASME/CRN-rated 20 Gallon tank
- Pre-wired control panel with overload protection
- 24V remote starter (Optional)
- 5 KVA buck-boost #2900604
- Exhaust Kit
- Vacuum flex hose (10') and NPT connections (1")

Additional Details:

- Lead/Lag load balancing configurations are available
- NFPA-99 medical versions available
- Designed for oral and dental surgical applications only
- Oil and water free
- Can be used with Nitrous/Oxygen
- The exhaust must be vented outdoors
- Allow 18" around and above the pumps for service access
- Noise level measured at 3.5 feet with inlet and exhaust piping connected
- Optional 3 Phase 230/460V system. 230v single-phase models may require a buck-boost to adjust the voltage to 230 volts +/-5 volts.



Category 3 System

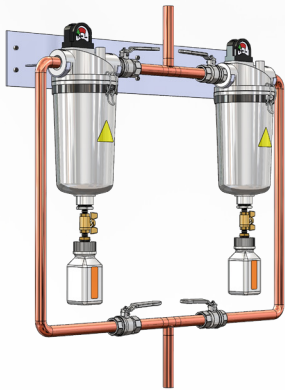
Dental Surgical Vacuum Accesories

BaseVac Dental offers complete vacuum solutions for NFPA 99: 2018 Category 1, Category 2 and Category 3 dental-surgical applications. Category 1 vacuum solutions are required for all facilities where general anesthesia or deep sedation are (or may be) used during dental procedures.

BaseVac's NFPA-99 Category 1 compliant dental-surgical vacuum solutions include the core vacuum system, a bacterial filter assembly and an optional frame. Each item is size and quoted separately based on project need.

Bacterial Filter Assembly

BaseVac's NFPA-99 Category 1 dental-surgical vacuum solutions **MUST** meet the biological filtration standards set forth by ISO 29463-1 for ISO 45H. This includes isolation/bypass piping with valves for each filter, a pressure relief valve (petcock), a mounting frame (floor mount, elevated mount, wall mount) and a 1" dia soldered copper piping system with brass fittings (threaded connections are allowed).

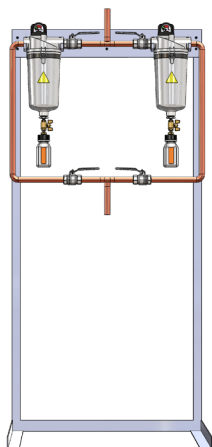


Features Include:

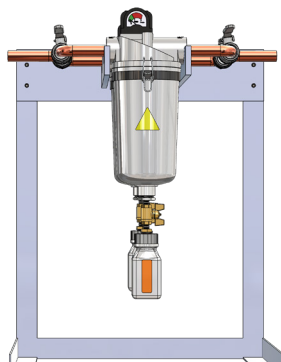
- ISO 7396-1:2016 and ISO 29463-1 compliant for ISO 45H class filtration
- 99.995%+ filter retention rate
- Offered in N+1 sized bundles per NFPA 99:2018.
- Includes complete isolation/bypass piping with valves and petcock for each filter to allow 'live' changes.
- Includes wall-mount bracket. Floor mount brackets optionally available.
- 1" diameter soldered copper piping system with brass fittings

Optional Mounting Frames and Equipment


Large Filter Stand
#2800093



Small Filter Stand
#2800092



Single Point of Connection Pkg
Dual System: #2800090
Triple System: #2800091



NFPA-99 Functional Requirements

	2SUR4.25 Category 1	2SUR4.25 Category 2	2SUR4.25 Category 3
Part Number	Standard: 2800050 Lead/Lag: 2800058 3-Phase: 2800075	Standard: 2800047 Lead/Lag: 2800069 3-Phase: 2800073	Standard: 2800042 Lead/Lag: 2800057 3-Phase: 2800071
Format	Duplex	Duplex	Duplex
Material Processing	Air Only	Air Only	Air Only
Tank	ASME-Certified Steel Tank	ASME-Certified Steel Tank	ASME-Certified Steel Tank
Maximum Hg	25 "Hg	25 "Hg	25 "Hg
Special Piping	1" Inlet Piping, Inlet Check Valves, Inlet Filter Hose	1" Inlet Piping, Inlet Check Valves, Isolation Check Valves, Vacuum Gauge, Inlet Filter Hose	1" Inlet Piping, Inlet Check Valves, Isolation Check Valves, Vacuum Gauge, Inlet Filter Hose, transducer piped into manifold
Optional Controls	24/7 Scheduler	24/7 Scheduler, Lead/Lag Control	24/7 Scheduler, Lead/Lag Control
Standard Controls	Single power line in. Auto on-off with vacuum transducer. Individual shut-off switches for each pump.	Single power line in. Auto on-off with vacuum transducer. Individual shut-off switches for each pump w/ lock-outs. Auto-restart after power outage.	Single power line in. Auto on-off with vacuum transducer. Individual shut-off switches for each pump w/ lock-outs. Auto power bypass in case of logic board failure. Auto-restart after power outage.
Local Alarms	N/A	<ul style="list-style-type: none"> Low Vacuum Alarm Pump Failure Alarm PLC Failure Alarm Reserve Pump in Use (On Lead/Lag Systems) 	<ul style="list-style-type: none"> Low Vacuum Alarm Pump Failure Alarm PLC Failure Alarm Reserve Pump in Use (On Lead/Lag Systems)
Alarm Dry Contacts	N/A	<ul style="list-style-type: none"> Low Vacuum Alarm Pump Failure Alarm PLC Failure Alarm Reserve Pump in Use (On Lead/Lag Systems) 	<ul style="list-style-type: none"> Low Vacuum Alarm Pump Failure Alarm PLC Failure Alarm Reserve Pump in Use (On Lead/Lag Systems)
Local Alarm Indicators	N/A	<p>Visual:</p> <ul style="list-style-type: none"> LED Light (Remains on until resolved) <p>Audio:</p> <ul style="list-style-type: none"> 80 dB alarm Audible signal restarts if a new alarm condition occurs 	<p>Visual:</p> <ul style="list-style-type: none"> LED Light (Remains on until resolved) <p>Audio:</p> <ul style="list-style-type: none"> 80 dB alarm Audible signal restarts if a new alarm condition occurs